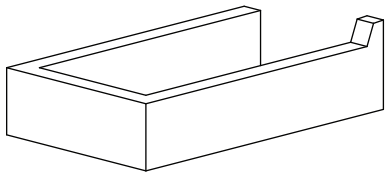


# INSTALLATION MANUAL

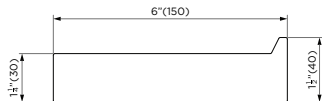
## TISSUE ROLL HOLDER

---

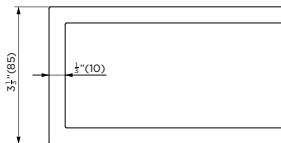


**MODEL# AC2TH**

## SPECIFICATIONS / TECHNICAL DATA



FRONT VIEW



TOP VIEW

## TOOLS REQUIRED FOR INSTALLATION



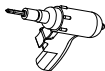
Tape Measure



Level






Pencil/Marker

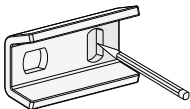


Drill

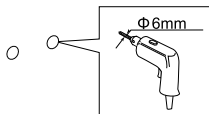
## PRODUCT COMPONENTS

 (S6)	<b>2</b> Pieces	 (M5*10)	<b>2</b> Pieces
 (M4*35)	<b>2</b> Pieces		

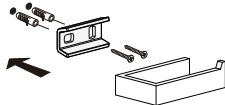
1



2



3



## CLEANING INSTRUCTIONS

Quality, technological processes and materials are the features that determine the high standards of our accessories. However, to avoid surface alternations, it is necessary to follow a few guidelines.

- Clean all finishes exclusively with soap and water, and dry with a soft cloth.
- Do not use coarse cloths, abrasive products, acids, ammonia products, caustic substances, bleach or solvents.
- In case of contact with these substances, rinse surfaces immediately and wipe dry.
- Remember that even fumes can damage metal. Wash accessories next to the toilet bowl at regular intervals to avoid corrosion.

